

CASIO

UG0381B

Printed in Japan

# CASIO

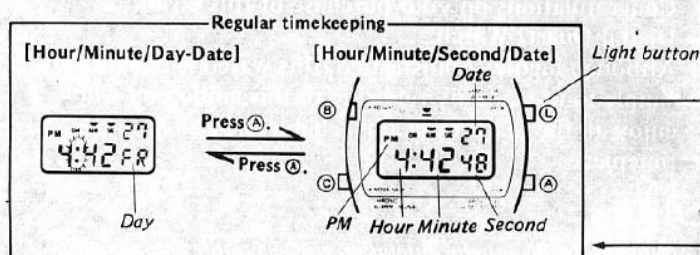
## Module Nos. 83/108

User's Guide / Warranty Certificate ..... 1/15  
 Guía del propietario / Certificado de garantía... 49/33

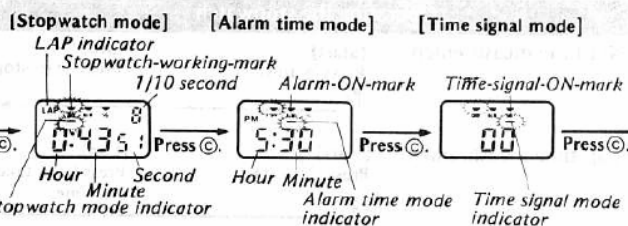
Dear Customer,  
 Congratulations on your purchase of this Casio Digital Quartz Watch.  
 Although highly sophisticated, this watch is delightfully simple to use, and by referring to this guide you will enjoy all the features of this reliable ultra-precise timepiece.

**Notice:** As this watch contains precise electronic components, the back cover should only be removed by authorized personnel.

### Reading the display



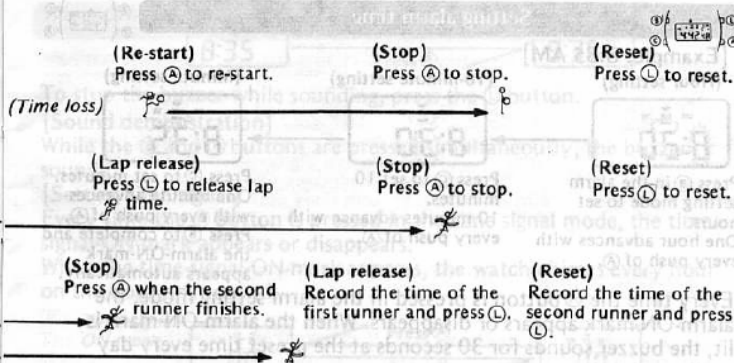
While the stopwatch is working, the stopwatch-working-mark flashes in any display mode.



SU: Sunday MO: Monday TU: Tuesday WE: Wednesday TH: Thursday  
 FR: Friday SA: Saturday

### Operating the stopwatch

- Net time measurement**  
 (Start) Press A to start.  
 (Stop) Press A to stop.
- Lap time measurement**  
 (Start) Press A to start.  
 (Lap) Press C to take lap time.
- 1st - 2nd place times**  
 (Start) Press A to start.  
 (Lap) Press C when the first runner finishes.



### Setting alarm time

[Example: 8:35 AM]  
 (Hour setting)



Press C in the alarm setting mode to set hours. One hour advances with every push of A.

(10-minute setting)



Press C to set 10 minutes. 10 minutes advance with every push of A.

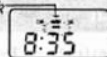
(Minute setting)



Press C to set minutes. One minute advances with every push of A. Press C to complete and the alarm-ON-mark appears automatically.


Every time the A button is pressed in the alarm setting mode, the alarm-ON-mark appears or disappears. When the alarm-ON-mark is lit, the buzzer sounds for 30 seconds at the preset time every day until cleared.

Alarm-ON-mark



Press A.

Press A.



To stop the buzzer while sounding, press the C button.

### [Sound demonstration]

While the A and C buttons are pressed simultaneously, the buzzer sounds.

### [Setting time signal]

Every time the A button is pressed in the time signal mode, the time-signal-ON-mark appears or disappears.

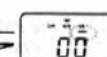
When the time-signal-ON-mark appears, the watch chimes every hour on the hour one second.

Time-signal-ON-mark

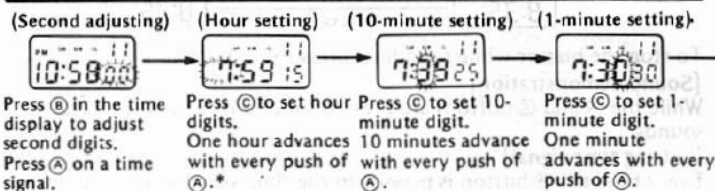


Press A.

Press A.



## Setting time and calendar



\* Check whether the PM indicator is lit. It appears (PM) or disappears (AM) each time 12:00 is passed.

## Battery replacement

The battery in the watch was installed at the factory, so its life may not necessarily extend 5 years from the date of purchase. Signs that battery power is weakening are when the illuminator fails to light; the watch loses time; the display dims or does not appear at all. The battery should then be replaced with a new one, which will be good for about 5 years. This should be done at the store where purchased or at a nearby authorized Casio watch distributor.

thinner.

- Avoid exposing the watch to strong chemicals such as gasoline, cleaning solvent, aerosol spray, adhesive agent, paints, etc. whose chemical action will destroy the seals, case and finish.

### Notes on gold-plated watches

1. To keep the watch clean, wipe it gently from time to time with a soft damp cloth.
2. When damp with perspiration, wipe it thoroughly with a soft dry cloth so that rusting can be prevented. (Corrosion spots on gold plated surfaces can easily be removed using a detergent.)
3. Keep the watch in a dry place when it is not in use.

Calendar system: Auto-calendar set at 28 days for February

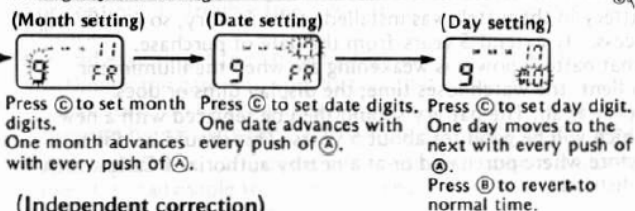
Battery:

One lithium battery (Type: BR-2320)

Approx. 5 years operation on type BR-2320 [includes an average of 1 push of the light button per day (1-second duration each) and the alarm for 30 seconds per day].

**NOTE: THERE IS NO WAY unit components can be damaged or malfunction, due to misoperation of buttons. If confusing information appears on the display it means entry sequence was incorrect. Please read the manual and try again.**

**IMPORTANT: Setting sequence MUST BE FOLLOWED when making any new setting.**



### (Independent correction)

Correction of any digit, if not required, can be skipped by pressing the  $\odot$  button repeatedly.

### (Reversion to normal time display)

The watch reverts to the normal time display if the  $\odot$  button is pressed, regardless of the digit setting mode.

## Care of your watch

For continuous, trouble-free, accurate service, please note the following:

- Avoid exposing it to extremely high and low temperatures.
- Although the case is so constructed that water cannot easily permeate in under normal use, avoid exposing it to undue water pressure by submerging it when bathing, swimming, car washing, etc.
- Although the watch is designed to withstand shocks under normal use, it is inadvisable to subject it to hard knocks — rough usage or drops onto hard surfaces —.
- As this watch contains precise electronic components, the back cover should only be removed by authorized personnel.
- When the watch becomes dirty, clean it with a dry cloth or a soft cloth moistened with mild soap. Never use benzine or lacquer

## Specifications

Accuracy at normal temperature:  $\pm 15$  seconds per month

Display capacity:

- Time/second/date display  
Hour, minute, second, am/pm, date
- Time/day/date display  
Hour, minute, second (by flash), am/pm, date, day of week
- Stopwatch mode  
Measuring capacity: 11 hours 59 minutes 59 seconds 9  
Measuring unit: 1/10th of a second  
Measuring modes: Normal time, net time, lap time and 1st-2nd place times
- Alarm setting mode  
Hour, minute, am/pm
- Time signal mode

## Warranty certificate

THIS WARRANTY CERTIFICATE IS VALID ONLY FOR SERVICE IN THE COUNTRY OF PURCHASE.

Should this watch malfunction under normal use, it will be repaired without charge for a period of one year from the date of purchase. If the watch requires service within the warranty period, request repair or adjustment at the store where purchased or the authorized Casio watch distributor, presenting the watch together with this warranty certificate. The customer shall not have any claim under this warranty for repair of adjustment expenses if:

- (1) The trouble is caused by improper, rough or careless treatment.
- (2) The trouble is caused by a fire or other natural calamity.
- (3) The trouble is caused by improper repair or adjustment made by anyone other than the authorized Casio watch distributor or its retailers.
- (4) The case, band, glass or battery is damaged or worn.
- (5) This warranty certificate is not presented when requesting service.
- (6) The name and address of the authorized distributor or the retailer are not stamped in the warranty certificate.
- (7) The date of purchase, model name and manufacturing number are not entered in the warranty certificate.

**United Kingdom — This undertaking is in addition to consumers statutory rights and does not affect those rights in any way.**

**CASIO®**

### CASIO ELECTRONIC WATCH LIMITED WARRANTY

This product, except the case (including buttons), band and battery is warranted by Casio Inc. to the original purchaser to be free from defects in material and workmanship under normal use for a period of one year from the date of purchase. During the warranty period, and upon proof of purchase, the product will be repaired or replaced (with the same or similar model) at our option, without charge for either parts or labor at a Casio Repair/Parts Center listed on this card. The warranty will not apply to this product if it has been misused, abused or altered. Without limiting the foregoing, leakage of battery, bending or dropping of the unit, or visible cracking of the LCD display are presumed to be defects resulting from misuse or abuse.

**NEITHER THIS WARRANTY NOR ANY OTHER WARRANTY EXPRESS OR IMPLIED, INCLUDING IMPLIED WARRANTIES OF MERCHANTABILITY, SHALL EXTEND BEYOND THE WARRANTY PERIOD. NO RESPONSIBILITY IS ASSUMED FOR ANY INCIDENTAL OR CONSEQUENTIAL DAMAGES, INCLUDING BUT WITHOUT LIMITING THE SAME, TO MATHEMATICAL, ACCURACY OF THE PRODUCT. SOME STATES DO NOT ALLOW LIMITATIONS ON HOW LONG AN IMPLIED WARRANTY LASTS AND SOME STATES DO NOT ALLOW THE EXCLUSION OR LIMITATION OF INCIDENTAL OR CONSEQUENTIAL DAMAGES, SO THAT THE ABOVE LIMITATIONS OR EXCLUSIONS MAY NOT APPLY TO YOU. This warranty gives you specific legal rights, and you may also have other rights which vary from state to state.**

**CASIO INC.** 15 Gardner Road, Fairfield, N.J. 07006

Eastern Regional Repair/Parts Center 15 Gardner Road, Fairfield, N.J. 07006

Western Regional Repair/Parts Center 11933 Woodruff Ave., Downey, Calif. 90241